

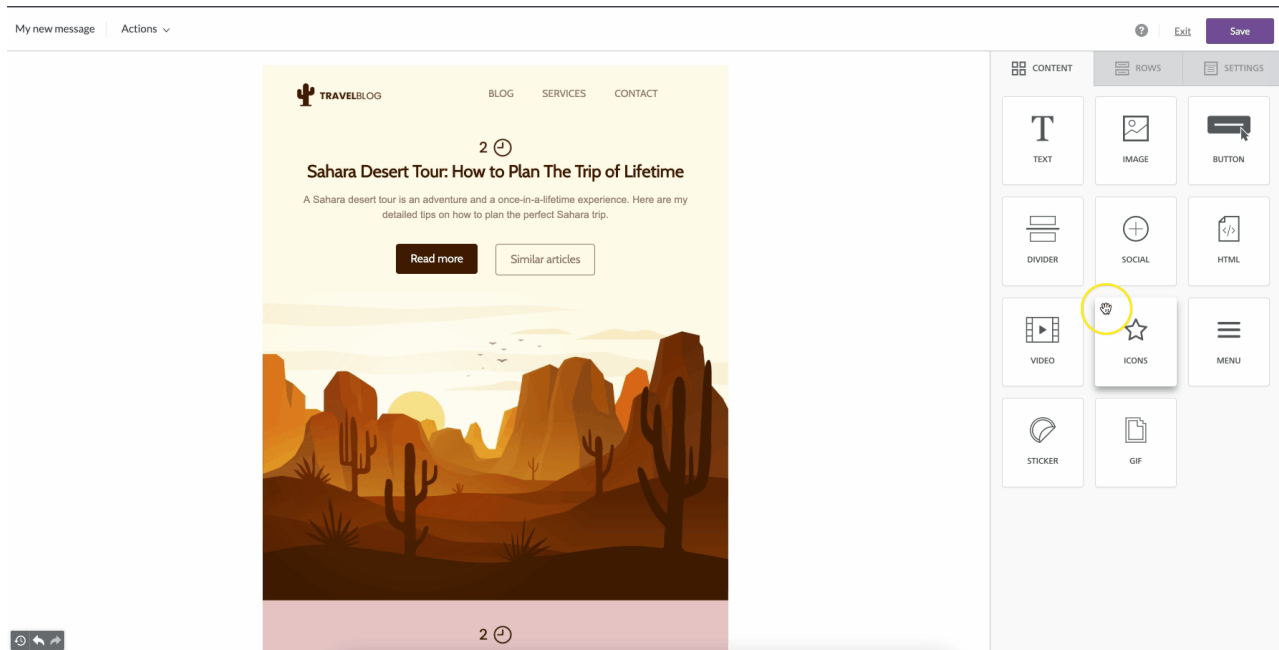
The video content block allows you to share your video content in an easy way in your emails. The video content block supports links from YouTube and Vimeo.

This feature does not embed the actual video in the email designed with the editor, but rather links to it. Many email clients do not support video playback directly in the inbox.

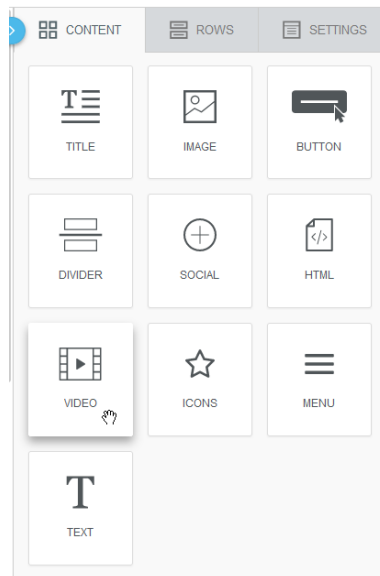
In this article:

- [Add a Video Content Block](#)

Add a Video Content Block

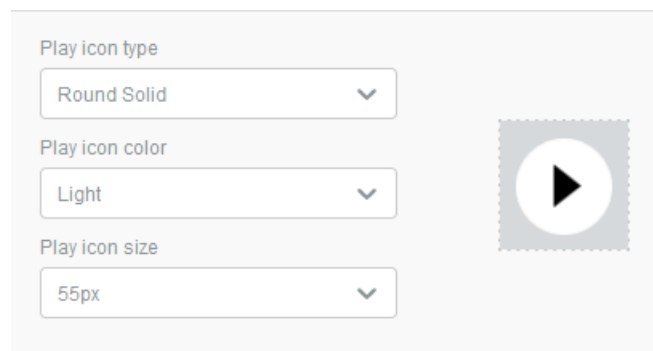


Drag the **Video** block from the available content blocks into your email design.



The **Content properties** section will ask you to provide a video URL from YouTube or Vimeo.

Once inserted, use the **Content Properties** to adjust the **Type**, **Color**, and **Size** of the Play Icon.



The editor can't access password-protected videos to get the cover image. Be sure to double-check the visibility settings of your video links before employing them in your email design.