


## How do I configure a dynamic date in an export?


---

If you are setting up an automated campaign and need the name of the file or contact list to display a dynamic date, insert the following into the file name: **[[yyyyMMdd]]**

This means that your file or list name will include the date on which the export was run.


For example, if a daily recurring file export needs the title "Purchasers" along with the date the file was generated, the name would be entered like this:

I'd like to **Create New Schedule** 

to **File export** 

Export to a File

named **Purchasers [[yyyyMMdd]]**

of the file type **CSV** 

If the campaign runs on June 1st, 2021, the file name will be: **Purchasers 20210601**.

---