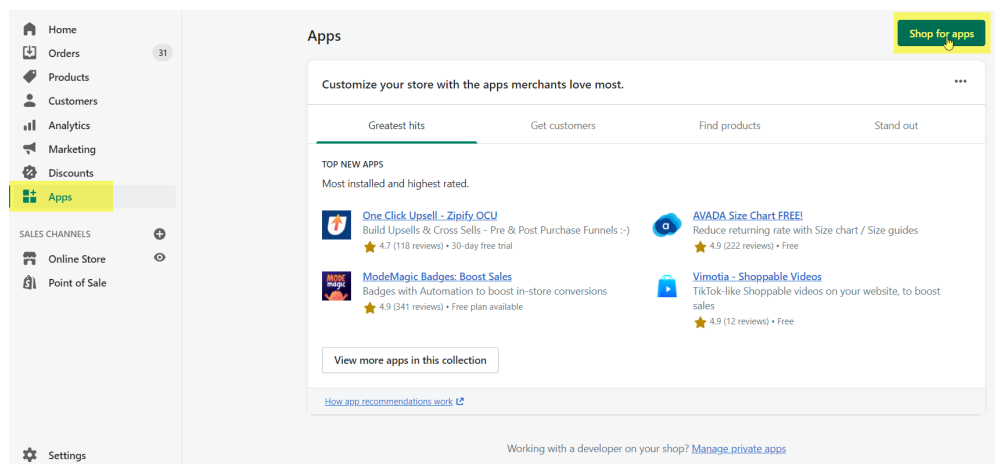


Follow the below process to connect your Shopify eCom instance to Ascent360.

[Click Here](#)

Or

1. Login to your Shopify store with admin credentials
2. Select "Apps" on the left side menu.



2. Click "Customize your store".
3. Type "Ascent360" in the Search box



3. Click on "Flash360" App and follow the steps to "Add app".

Search results for:

ascent360

See only compatible apps

1 result

Sort by Most relevant

All (1)

Reporting (1)

Marketing (1)

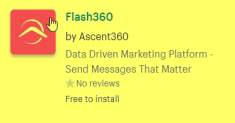
All pricing (1)

Free

1

Paid

0



Flash360
by Ascent360
Data Driven Marketing Platform -
Send Messages That Matter
No reviews
Free to install

MARKETING | REPORTING



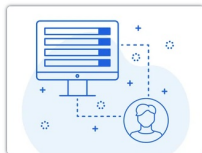
Flash360 by Ascent360

Data Driven Marketing Platform - Send Messages That Matter


No reviews

Add app


Free to install. External charges may apply.



Build Segments




Send Messages





Measure Success


4. Click on "Install App".

You are about to install Flash360


Ascent360




Flash360

 App support provided by Ascent360

Flash360 will be able to:

View Shopify account data	View details
View products	View details
View orders	View details
View customers	View details

To erase your customers' personal information from Flash360, remove the app. After 48 hours, a request will be sent to Flash360 to erase this data. [Learn more about data privacy.](#)

CancelInstall app

What data will it use and how?

Ascent360 will receive read-only access and it will not be modifying any data in your Shopify account. We leverage the Shopify API to collect data from following endpoints on a nightly basis:

- Customers
 - Shop
 - Orders
 - Product
 - Checkouts
 - Collection
 - Locations
-