

To allow Ascent360 access to your WooCommerce instance for an integration, you'll need to generate and share a Consumer Key and Secret for Ascent360 to leverage. Follow the below steps to get started.

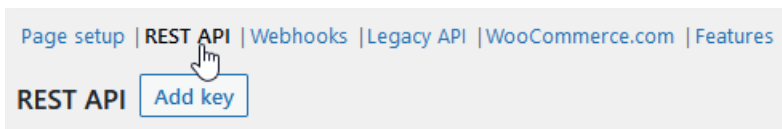
In this article:

- [Generate the Consumer Key and Secret](#)
- [Share the URL, Key, and Secret](#)

Generate the Consumer Key and Secret

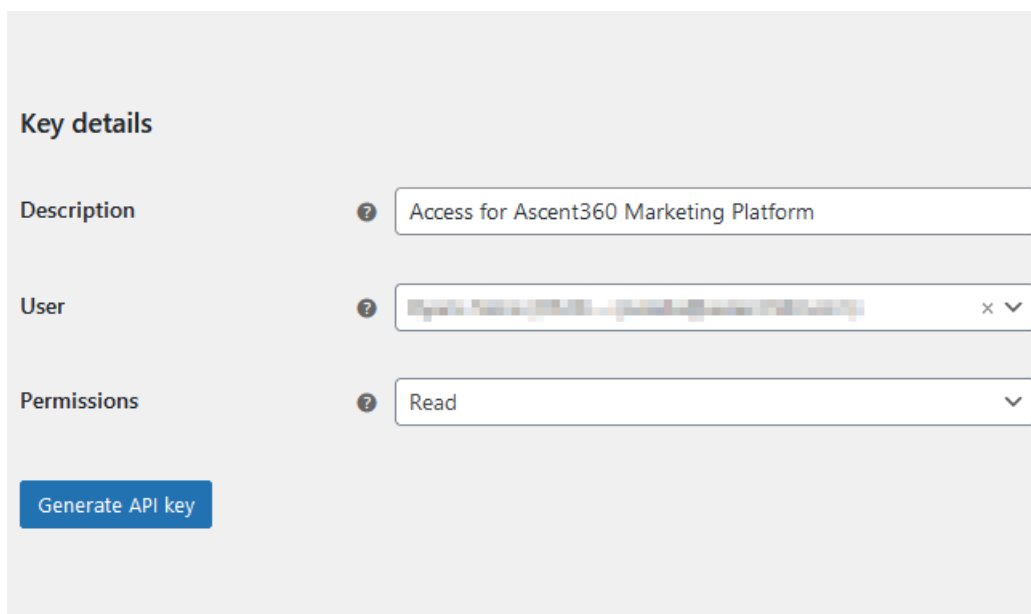
Log in to your WordPress dashboard. Under **WooCommerce** on the left-side menu, select **Settings**.

On the resulting page, select the **Advanced** tab. Select **REST API** and activate the API if necessary.

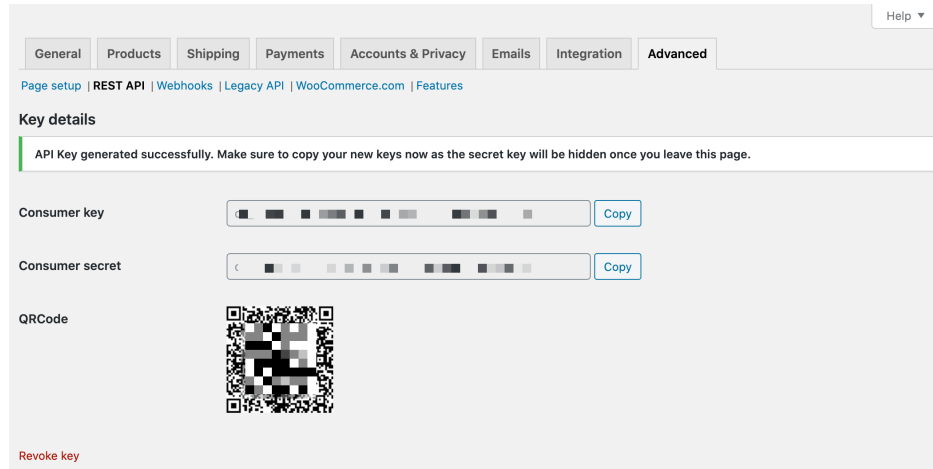


Select **Add Key**.

Input an appropriate **description** for the new key, associate it with an **Admin User**, and Select **Read** for permissions. Select **Generate API key**.

A screenshot of the 'Key details' form in the WooCommerce REST API settings. The form has three fields: 'Description' with the value 'Access for Ascent360 Marketing Platform', 'User' with a selected admin user, and 'Permissions' with the value 'Read'. A 'Generate API key' button is at the bottom.

If the WordPress user associated with an API key is deleted, the API key will cease to function. API keys are not transferred to other users.



The screenshot shows the 'Advanced' settings tab in WooCommerce, specifically the 'Key details' section. A green message box at the top states: 'API Key generated successfully. Make sure to copy your new keys now as the secret key will be hidden once you leave this page.' Below this, there are three rows: 'Consumer key' with a masked input field and a 'Copy' button; 'Consumer secret' with a masked input field and a 'Copy' button; and 'QRCode' with a QR code image. At the bottom left, there is a red link that says 'Revoke key'.

Share the URL, Key, and Secret

Prior to navigating away from the generated **Consumer Key** and **Consumer Secret**, please share the WooCommerce Shop URL (the primary landing page of your WooCommerce site), Key, and Secret with Ascent360. If you are connecting WooCommerce from the Integrations Catalog in the Ascent360 Portal (shown below), click "Connect" on the WooCommerce card and paste your URL, Key, and Secret in the appropriate fields.

Connect WooCommerce

To connect WooCommerce, please generate a Key and Secret from your WooCommerce and input them below.

Reference our [Connection Guide](#) for help.

WooCommerce URL *

WooCommerce Key *

WooCommerce Secret *

Submit

If you are not connecting from the Integrations Catalog, Ascent360 recommends pasting the Key and Secret in **Privnote** using the following convention:

URL: {{paste URL}}

Key: {{paste Key}}

Secret: {{paste Secret}}

After creating in Privnote, select **Create Note** and share the note link with Ascent360. Ascent360 will securely store this information and use it to access your WooCommerce data.

Please treat your WooCommerce credentials like passwords; Ascent360 will use these to securely access your WooCommerce data. Prior to sharing with Ascent360, double-check that the URL, Key, and Secret are accurate. Errors in the credentials will cause integration delays.